

Three easy steps to convert an 8ft throw cover to a 6ft.

LIFT



Step 1: On one end of the table, lift a side of the throw cover to expose all four velcro tabs.

ATTACH



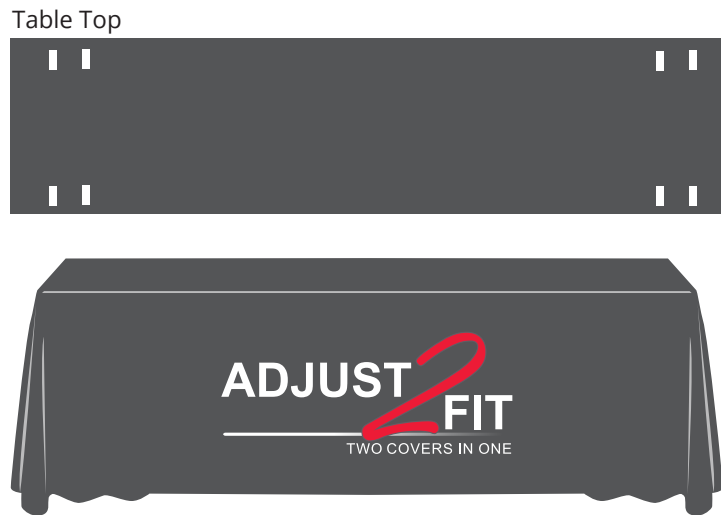
Step 2: Attach velcro tabs both in front & back of the throw cover, creating a fold.

FOLD



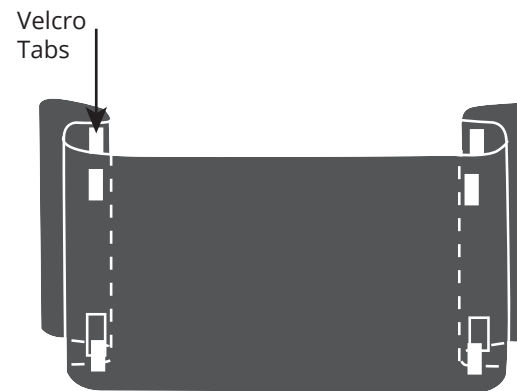
Step 3: Once velcro tabs are attached, drop throw cover back over the table edge. Pull fold toward the end of the table to create a tailored finish.

Figure 1



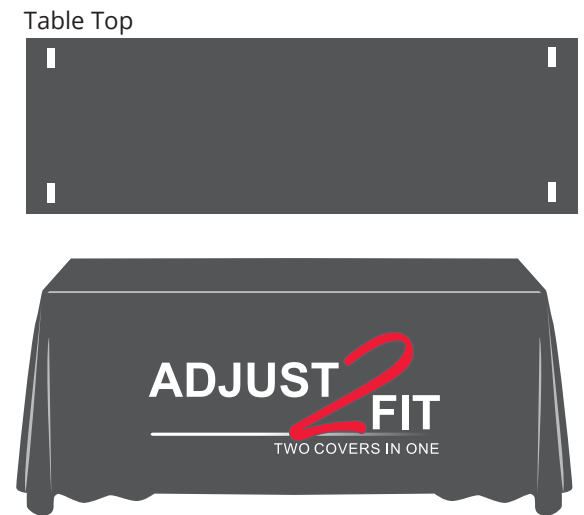
8ft Table Front

Figure 2



Conversion Top View

Figure 3



6ft Table Front